

ISSUE OF COMMERCIAL PAPER (C P)
LETTER OF OFFER

PART I

PROPOSED DATE OF ISSUE	January 8, 2025	Tenor 76 Days	DUE DATE*	March 25, 2025
			RECORD DATE	March 24, 2025
CREDIT RATING	"A1+"		ISSUED BY	CRISIL & ICRA
❖ DATE OF RATING	January 06, 2025 & December 18, 2024			
❖ VALIDITY FOR ISSUANCE	March 06, 2025 & March 17, 2025			
❖ VALIDITY PERIOD OF RATING	March 06, 2026 & March 17, 2026			
❖ FOR AMOUNT	Rs. 20,000 crores			
❖ CONDITIONS (if any)	-----			
❖ EXACT PURPOSE OF ISSUE OF CP	Refer Sr.No. 4.4 of Key Information Document			
❖ CREDIT SUPPORT (if any)	-----			
❖ DESCRIPTION OF INSTRUMENT	Commercial Papers			
❖ AMOUNT	Rs. 5,00,00,00,000			
❖ ISSUED BY	TATA CAPITAL LIMITED			
❖ IN FAVOUR OF	INVESTORS IN COMMERCIAL PAPER			
❖ CONDITIONS IF ANY	-----			
❖ DETAILS OF CURRENT TRANCHE	Refer Sr.No. 4.1 of Key Information Document			
Name and Address of the Trustee	: N.A.			
LISTING	: Proposed to be Listed			
ISSUING AND PAYING AGENT	: HDFC BANK LTD			
MARKET CONVENTIONS	: FIMMDA CONVENTIONS			
CP BORROWING LIMIT	: Rs. 20,000 crores			
SUPPORTING BOARD RESOLUTION	: Dtd : August 06, 2024			
TOTAL CP outstanding (as on date)	: Rs. 6315 Crore			
Details of CPs issued last 2 years *	: Refer Sr.No. 4.3 of Key Information Document			
Details of CPs and Other Debt Instruments O/S	: Refer Annexure 'A'			
Bank Fund based facilities from Banks/FI	: Refer Annexure 'B'			
Material Litigations and Regulatory Strictures, if any	: Refer Sr.No. 5.2 of Key Information Document			
Details of Default of CPs and Other Borrowings, including Technical /delay in Redemption during Past	: Refer Sr.No. 5.1 of Key Information Document			
Shareholding of the issuer's promoters and the details of the shares pledged by the promoters, if any	: Refer Sr.No. 7.2.2 of Key Information Document			
Long term credit rating, if any, obtained by the issuer	: Refer Sr.No. 6.2 of Key Information Document			
Unaccepted credit ratings, if any, assigned to the issuer	: Refer Sr.No. 6.3 of Key Information Document			
Any material event/development having implications on the financials/credit quality resulting in material liabilities, corporate restructuring event which may affect the issue or the investor's decision to invest in the	: Refer Sr.No. 5.3 of Key Information Document			
Details of statutory auditor and changes thereof in the last three financial years	: Refer Sr.No. 7.2.1 of Key Information Document			
An issuer which is either an NBFC or an HFC shall disclose the residual maturity profile of its assets and liabilities	: Refer Sr.No. 7.4 of Key Information Document			
* Issuer's liability under the CP will continue beyond due date, in case the CP is not redeemed on due date, even if the CP is in demat				
NAME AND ADDRESS OF ISSUER	TATA Capital Ltd.. (Reg. Office Address) Tower A, 11th Floor, Peninsula Business Park, Ganapatrao Kadam Marg, Lower Parel, Mumbai 400013. Tel. : 6606 9000 Fax : 6656 2698			
LINE OF BUSINESS	NBFC			
MANAGING DIRECTOR	Mr. Rajiv Sabharwal			
GROUP AFFILIATION (if any)	Subsidiary of TATA Sons Ltd.			


TATA CAPITAL LIMITED

Corporate Identity Number U65990MH1991PLC060670

11th Floor Tower A Peninsula Business Park Ganapatrao Kadam Marg Lower Parel Mumbai 400 013

Tel 91 22 6606 9000 Web www.tatacapital.com


Registered Office 11th Floor Tower A Peninsula Business Park Ganapatrao Kadam Marg Lower Parel Mumbai 400 013



FINANCIAL SUMMARY of TATA CAPITAL LIMITED

	As on: 30/09/2024 (Ind AS) (Rs. Crores)	As on 31/03/2024 (Ind AS) (Rs. Crores)	As on 31/03/2023 (Ind AS) (Rs. Crores)	As on 31/03/2022 (Ind AS) (Rs. Crores)
❖EQUITY	21,005.46	19,452.42	3,560.12	3,516.17
❖NET WORTH	20,805.24	19,777.85	10,110.53	7,017.10
❖INVESTMENT IN SUBSIDIARIES / AFFILIATES	4,082.61	4,070.55	10,995.37	9,338.63
❖TOTAL DEBT OUTSTANDING	1,07,427.20	1,00,914.31		
- SHORT TERM (< 1 YEAR)	23,719.85	35,901.95	1,231.96	47.57
- OTHER DEBT	83,707.35	65,012.36	3,161.68	4,042.72
❖GROSS INCOME	8,485.01	13,309.11	1,353.13	511.89
❖OPERATING PROFIT (PBITD)	6,083.60	10,097.97	1,201.73	399.76
❖GROSS PROFIT (PBTD)	2,049.60	3,452.30	896.89	110.06
❖NET PROFIT (POST TAX)	1,508.42	2,492.45	720.50	83.10
AUDIT QUALIFICATIONS (if any)	: ---			

For TATA Capital Ltd


Authorised Signatories

TATA CAPITAL LIMITED

Corporate Identity Number U65990MH1991PLC060670

11th Floor Tower A Peninsula Business Park Ganpatrao Kadam Marg Lower Parel Mumbai 400 013


Tel 91 22 6606 9000 Web www.tatacapital.com

Registered Office 11th Floor Tower A Peninsula Business Park Ganpatrao Kadam Marg Lower Parel Mumbai 400 013

ISIN	Issue Date	Amount Issued (Rs.)	Maturity Date	Amount O/S (Rs.)	IPA	CRA	Rating	Rated Amount (Rs. in Cr.)
INE97614OB8	6-Jun-24	2,00,00,00,000	30-Apr-25	2,00,00,00,000	HDFC Bank	CRISIL & ICRA	A1+	20,000
INE97614OH5	12-Jul-24	50,00,00,000	11-Jul-25	50,00,00,000	HDFC Bank	CRISIL & ICRA	A1+	20,000
INE97614ON3	26-Aug-24	4,50,00,00,000	25-Aug-25	4,50,00,00,000	HDFC Bank	CRISIL & ICRA	A1+	20,000
INE97614OU8	17-Sep-24	60,00,00,000	16-Sep-25	60,00,00,000	HDFC Bank	CRISIL & ICRA	A1+	20,000
INE97614OY0	10-Oct-24	3,00,00,00,000	9-Oct-25	3,00,00,00,000	HDFC Bank	CRISIL & ICRA	A1+	20,000
INE97614QY0	10-Oct-24	3,00,00,00,000	9-Oct-25	3,00,00,00,000	HDFC Bank	CRISIL & ICRA	A1+	20,000
INE97614QZ7	11-Oct-24	2,00,00,00,000	10-Oct-25	2,00,00,00,000	HDFC Bank	CRISIL & ICRA	A1+	20,000
INE97614PA7	29-Oct-24	5,00,00,00,000	28-Jan-25	5,00,00,00,000	HDFC Bank	CRISIL & ICRA	A1+	20,000
INE97614PA7	29-Oct-24	5,00,00,00,000	28-Jan-25	5,00,00,00,000	HDFC Bank	CRISIL & ICRA	A1+	20,000
INE97614PB5	7-Nov-24	1,00,00,00,000	7-Nov-25	1,00,00,00,000	HDFC Bank	CRISIL & ICRA	A1+	20,000
INE97614PB5	7-Nov-24	1,30,00,00,000	7-Nov-25	1,30,00,00,000	HDFC Bank	CRISIL & ICRA	A1+	20,000
INE97614PC3	21-Nov-24	5,00,00,00,000	18-Feb-25	5,00,00,00,000	HDFC Bank	CRISIL & ICRA	A1+	20,000
INE97614PD1	22-Nov-24	3,00,00,00,000	21-Feb-25	3,00,00,00,000	HDFC Bank	CRISIL & ICRA	A1+	20,000
INE97614PE9	25-Nov-24	5,00,00,00,000	24-Feb-25	5,00,00,00,000	HDFC Bank	CRISIL & ICRA	A1+	20,000
INE97614PE9	25-Nov-24	50,00,00,000	24-Feb-25	50,00,00,000	HDFC Bank	CRISIL & ICRA	A1+	20,000
INE97614PE9	25-Nov-24	25,00,00,000	24-Feb-25	25,00,00,000	HDFC Bank	CRISIL & ICRA	A1+	20,000
INE97614PF6	27-Nov-24	4,00,00,00,000	25-Feb-25	4,00,00,00,000	HDFC Bank	CRISIL & ICRA	A1+	20,000
INE97614PG4	10-Dec-24	10,00,00,00,000	10-Mar-25	10,00,00,00,000	HDFC Bank	CRISIL & ICRA	A1+	20,000
INE97614PH2	20-Dec-24	7,50,00,00,000	21-Mar-25	7,50,00,00,000				
Total		63,15,00,00,000		63,15,00,00,000				

Secured NCD

ISIN	Issue Date	Amount Issued (Rs.)	Maturity Date	Amount O/S (Rs.)
INE306N07KL9	19-Dec-18	1,12,00,00,000	19-Dec-28	1,12,00,00,000
INE306N07KL9	3-Jan-19	23,00,00,000	19-Dec-28	23,00,00,000
INE306N07KL9	15-Feb-19	55,00,00,000	19-Dec-28	55,00,00,000
INE306N07LC6	4-Jun-19	30,00,00,000	15-Jan-25	30,00,00,000
INE306N07LF9	20-Jun-19	2,73,00,00,000	20-Jun-29	2,73,00,00,000
INE306N07LF9	19-Jul-19	1,00,00,00,000	20-Jun-29	1,00,00,00,000
INE306N07LO1	6-Nov-19	1,00,00,00,000	6-Nov-29	1,00,00,00,000
INE306N07LC6	26-Feb-20	35,00,00,000	15-Jan-25	35,00,00,000
INE306N07LS2	6-Mar-20	10,00,00,00,000	6-Mar-30	10,00,00,00,000
INE306N07LV6	29-Apr-20	40,00,00,000	29-Apr-25	40,00,00,000
INE306N07MN1	29-Sep-21	95,00,00,000	29-Sep-31	95,00,00,000
INE306N07MN1	3-Dec-21	2,19,00,00,000	29-Sep-31	2,19,00,00,000
INE306N07MN1	16-Dec-21	50,00,00,000	29-Sep-31	50,00,00,000
INE306N07MN1	29-Dec-21	85,00,00,000	29-Sep-31	85,00,00,000
INE306N07MO9	20-Jan-22	12,50,00,00,000	20-Jan-32	12,50,00,00,000
INE306N07MQ4	29-Apr-22	1,81,00,00,000	29-Apr-32	1,81,00,00,000
INE306N07MR2	10-May-22	2,00,00,00,000	9-May-25	2,00,00,00,000
INE306N07MS0	1-Jun-22	2,50,00,00,000	1-Jun-32	2,50,00,00,000
INE306N07MV4	30-Jun-22	2,50,00,00,000	25-Jul-25	2,50,00,00,000
INE306N07MW2	26-Jul-22	1,50,00,00,000	10-Sep-25	1,50,00,00,000
INE306N07MX0	26-Jul-22	4,75,00,00,000	26-Jul-27	4,75,00,00,000
INE306N07MV4	3-Aug-22	3,25,00,00,000	25-Jul-25	3,25,00,00,000
INE306N07MZ5	12-Aug-22	1,87,50,00,000	12-Aug-32	1,87,50,00,000
INE306N07MX0	23-Aug-22	2,50,00,00,000	26-Jul-27	2,50,00,00,000
INE306N07MV4	23-Aug-22	2,25,00,00,000	25-Jul-25	2,25,00,00,000
INE306N07NA6	7-Sep-22	2,06,00,00,000	7-Sep-27	2,06,00,00,000
INE306N07NC2	13-Oct-22	35,00,00,000	13-Oct-25	35,00,00,000
INE306N07ND0	19-Oct-22	5,00,00,00,000	19-Oct-27	5,00,00,00,000
INE306N07MW2	4-Nov-22	1,11,00,00,000	10-Sep-25	1,11,00,00,000
INE306N07NE8	18-Nov-22	56,00,00,000	27-Mar-25	56,00,00,000
INE306N07NF5	18-Nov-22	1,50,00,00,000	18-Nov-25	1,50,00,00,000
INE306N07NF5	5-Dec-22	2,00,00,00,000	18-Nov-25	2,00,00,00,000
INE306N07ND0	8-Dec-22	2,50,00,00,000	19-Oct-27	2,50,00,00,000
INE306N07NF5	8-Dec-22	6,00,00,00,000	18-Nov-25	6,00,00,00,000
INE306N07NG3	8-Dec-22	2,00,00,00,000	8-Dec-25	2,00,00,00,000
INE306N07NH1	17-Jan-23	5,00,00,00,000	17-Apr-26	5,00,00,00,000
INE306N07NI9	8-Feb-23	1,10,00,00,000	8-Feb-28	1,10,00,00,000
INE306N07NK5	21-Feb-23	1,30,00,00,000	21-May-26	1,30,00,00,000
INE306N07NJ7	21-Feb-23	81,00,00,000	21-Feb-33	81,00,00,000
INE306N07NI9	21-Feb-23	1,52,00,00,000	8-Feb-28	1,52,00,00,000
INE306N07NL3	14-Mar-23	20,00,00,00,000	13-Mar-26	20,00,00,00,000
INE306N07NM1	14-Mar-23	20,00,00,00,000	16-Mar-27	20,00,00,00,000
INE306N07NK5	26-Apr-23	1,80,00,00,000	21-May-26	1,80,00,00,000
INE306N07MR2	4-May-23	2,40,00,00,000	9-May-25	2,40,00,00,000
INE306N07NP4	19-Jul-23	6,10,00,00,000	19-Jul-28	6,10,00,00,000
INE306N07NO7	3-Aug-23	30,00,00,00,000	3-Dec-26	30,00,00,00,000



INE306N07NQ2	3-Aug-23	30,00,00,00,000	3-Dec-27	30,00,00,000
INE306N07NH1	11-Sep-23	3,00,00,00,000	17-Apr-26	3,00,00,00,000
INE306N07MZ5	25-Sep-23	40,00,00,000	12-Aug-32	40,00,00,000
INE306N07NT6	20-Oct-23	2,43,70,00,000	20-Oct-28	2,43,70,00,000
INE306N07NS8	28-Nov-23	15,00,00,00,000	22-Jan-27	15,00,00,00,000
INE306N07NR0	28-Nov-23	15,00,00,00,000	23-Sep-27	15,00,00,000
INE306N07NU4	7-Dec-23	25,00,00,00,000	7-Dec-33	25,00,00,00,000
INE857Q07232	15-Jul-19	1,40,00,00,000	13-Jul-29	1,40,00,00,000
INE857Q07240	16-Oct-19	60,00,00,000	16-Oct-29	60,00,00,000
INE857Q07273	10-Jun-20	1,75,00,00,000	10-Sep-27	1,75,00,00,000
INE857Q07356	21-Jun-22	50,00,00,000	20-Jun-25	50,00,00,000
INE306N07NN9	8-Feb-24	2,42,10,00,000	8-Feb-34	2,42,10,00,000
INE976I07CS1	13-Feb-24	1,15,00,00,000	13-Feb-29	1,15,00,00,000
INE976I07CT9	29-Feb-24	16,40,00,00,000	10-May-27	16,40,00,00,000
INE976I07CV5	21-May-24	4,16,00,00,000	21-Mar-29	4,16,00,00,000
INE306N07MX0	19-Jun-24	2,90,00,00,000	26-Jul-27	2,90,00,00,000
INE306N07NN9	27-Jun-24	5,02,00,00,000	8-Feb-34	5,02,00,00,000
INE976I07CX1	23-Jul-24	6,30,00,00,000	21-Jul-34	6,30,00,00,000
INE306N07NK5	23-Jul-24	10,00,00,00,000	21-May-26	10,00,00,00,000
INE306N07NI9	8-Aug-24	6,00,00,00,000	8-Feb-28	6,00,00,00,000
INE306N07LO1	26-Sep-24	13,00,00,00,000	6-Nov-29	13,00,00,00,000
INE306N07NA6	16-Oct-24	6,10,00,00,000	7-Sep-27	6,10,00,00,000
INE306N07ND0	27-Nov-24	2,85,00,00,000	19-Oct-27	2,85,00,00,000
INE306N07ND0	23-Dec-24	5,00,00,00,000	19-Oct-27	5,00,00,00,000
INE976I07CX1	23-Dec-24	1,51,00,00,000	21-Jul-34	1,51,00,00,000
		3,50,61,30,00,000		2,86,26,30,00,000

Unlisted Secured NCD

ISIN	Issue Date	Amount Issued (Rs.)	Maturity Date	Amount O/S (Rs.)
INE306N07NV2	21-Dec-23	10,25,00,00,000	21-Dec-27	10,25,00,00,000
INE857Q07406	23-Mar-23	3,75,00,00,000	23-Mar-26	3,75,00,00,000
		14,00,00,00,000		14,00,00,00,000

Market Linked NCD


ISIN	Issue Date	Amount Issued (Rs.)	Maturity Date	Amount O/S (Rs.)
INE306N07NB4	19-Sep-22	43,00,00,000	19-Aug-25	43,00,00,000
INE857Q07380	30-Nov-22	50,00,00,000	30-May-25	50,00,00,000
INE857Q07380	14-Dec-22	1,61,00,00,000	30-May-25	1,61,00,00,000
INE857Q07398	26-Dec-22	50,00,00,000	28-Jul-25	50,00,00,000
INE976I07CU7	23-Apr-24	7,50,00,00,000	23-Apr-26	7,50,00,00,000
		10,54,00,00,000		10,54,00,00,000

Unsecured Fully Paid NCD

ISIN	Issue Date	Amount Issued (Rs.)	Maturity Date	Amount O/S (Rs.)
INE306N08490	19-Mar-19	5,90,00,00,000	17-Mar-34	5,90,00,00,000
INE976I08409	23-Mar-20	5,00,00,00,000	23-Mar-35	5,00,00,00,000
INE976I08342	4-Aug-20	2,05,00,00,000	4-Aug-25	2,05,00,00,000
INE976I08391	22-Feb-22	3,00,00,00,000	28-Mar-25	3,00,00,00,000
INE976I08391	18-Jul-23	5,00,00,00,000	28-Mar-25	5,00,00,00,000
INE976I08342	21-Aug-23	2,95,00,00,000	4-Aug-25	2,95,00,00,000
		23,90,00,00,000		23,90,00,00,000

Sub-Debt NCD

ISIN	Issue Date	Amount Issued (Rs.)	Maturity Date	Amount O/S (Rs.)
INE306N08037	7-Jan-15	35,00,00,000	7-Jan-25	35,00,00,000
INE306N08045	30-Jan-15	75,00,00,000	30-Jan-25	75,00,00,000
INE306N08052	31-Mar-15	2,00,00,00,000	31-Mar-25	2,00,00,00,000
INE306N08078	22-Jul-15	90,00,00,000	22-Jul-25	90,00,00,000
INE306N08151	30-Mar-16	2,00,00,00,000	30-Mar-26	2,00,00,00,000
INE306N08193	11-Aug-16	2,00,00,00,000	11-Aug-26	2,00,00,00,000
INE306N08201	26-Oct-16	15,00,00,000	26-Oct-26	15,00,00,000
INE306N08300	28-Dec-18	2,00,00,00,000	28-Dec-28	2,00,00,00,000
INE306N08326	16-Apr-19	20,00,00,000	16-Apr-29	20,00,00,000
INE306N08326	13-Jun-19	65,00,00,000	16-Apr-29	65,00,00,000
INE306N08326	26-Jun-19	1,00,00,00,000	16-Apr-29	1,00,00,00,000



INE306N08326	29-Jul-19	29,50,00,000	16-Apr-29	29,50,00,000
INE306N08359	13-Nov-19	1,00,00,00,000	13-Nov-29	1,00,00,00,000
INE306N08359	3-Jan-20	70,00,00,000	13-Nov-29	70,00,00,000
INE306N08383	17-Sep-20	75,00,00,000	17-Sep-30	75,00,00,000
INE306N08383	13-Oct-20	1,25,00,00,000	17-Sep-30	1,25,00,00,000
INE306N08383	23-Mar-21	1,00,00,00,000	17-Sep-30	1,00,00,00,000
INE306N08433	28-Jun-21	1,50,00,00,000	27-Jun-31	1,50,00,00,000
INE306N08441	24-Nov-21	5,00,00,00,000	24-Nov-31	5,00,00,00,000
INE306N08516	27-Jul-23	5,00,00,00,000	27-Jul-33	5,00,00,00,000
INE306N08516	16-Nov-23	5,00,00,00,000	27-Jul-33	5,00,00,00,000
INE857Q08016	10-May-19	50,00,00,000	10-May-29	50,00,00,000
INE857Q08016	29-May-19	50,00,00,000	10-May-29	50,00,00,000
INE857Q08016	27-Jun-19	50,00,00,000	10-May-29	50,00,00,000
INE857Q08024	13-Nov-19	50,00,00,000	13-Nov-29	50,00,00,000
INE857Q08024	3-Feb-20	1,00,00,00,000	13-Nov-29	1,00,00,00,000
INE857Q08024	24-Feb-20	50,00,00,000	13-Nov-29	50,00,00,000
INE857Q08032	28-Jul-20	50,00,00,000	26-Jul-30	50,00,00,000
INE857Q08032	14-Oct-20	50,00,00,000	26-Jul-30	50,00,00,000
INE857Q08032	17-Dec-20	50,00,00,000	26-Jul-30	50,00,00,000
INE306N08516	22-Feb-24	2,40,00,00,000	27-Jul-33	2,40,00,00,000
INE306N08516	21-Mar-24	2,60,00,00,000	27-Jul-33	2,60,00,00,000
INE976I08417	13-Sep-24	2,50,00,00,000	13-Sep-34	2,50,00,00,000
		45,99,50,00,000		45,99,50,00,000

Perpetual NCD

ISIN	Issue Date	Amount Issued (Rs.)	Maturity Date	Amount O/S (Rs.)
INE306N08060	16-Jul-15	1,00,00,00,000	16-Jul-25	1,00,00,00,000
INE306N08110	6-Jan-16	50,00,00,000	6-Jan-26	50,00,00,000
INE306N08128	2-Feb-16	50,00,00,000	2-Feb-26	50,00,00,000
INE306N08136	9-Feb-16	1,00,00,00,000	9-Feb-26	1,00,00,00,000
INE306N08144	23-Mar-16	1,00,00,00,000	23-Mar-26	1,00,00,00,000
INE306N08185	30-Jun-16	50,00,00,000	30-Jun-26	50,00,00,000
INE306N08219	13-Jan-17	10,00,00,000	13-Jan-27	10,00,00,000
INE306N08227	8-Mar-17	40,00,00,000	8-Mar-27	40,00,00,000
INE306N08235	21-Jun-17	50,00,00,000	21-Jun-27	50,00,00,000
INE306N08250	14-Jul-17	50,00,00,000	14-Jul-27	50,00,00,000
INE306N08268	11-Sep-17	93,00,00,000	11-Sep-27	93,00,00,000
INE306N08276	26-Mar-18	1,25,00,00,000	26-Mar-28	1,25,00,00,000
INE306N08391	30-Sep-20	1,00,00,00,000	30-Sep-30	1,00,00,00,000
INE306N08409	19-Oct-20	75,00,00,000	19-Oct-30	75,00,00,000
INE306N08466	28-Feb-22	1,00,00,00,000	28-Feb-32	1,00,00,00,000
		10,93,00,00,000		10,93,00,00,000

Public NCD - Secured

ISIN	Issue Date	Amount Issued (Rs.)	Maturity Date	Amount O/S (Rs.)
INE306N07LL7	26-Aug-19	92,48,14,000	26-Aug-27	92,48,14,000
INE306N07LMS	26-Aug-19	6,00,39,35,000	26-Aug-27	6,00,39,35,000
Total		6,92,87,49,000		6,92,87,49,000


Public NCD - Sub-Debt

ISIN	Issue Date	Amount Issued (Rs.)	Maturity Date	Amount O/S (Rs.)
INE306N08284	27-Sep-18	29,54,90,000	27-Sep-28	29,54,90,000
INE306N08292	27-Sep-18	3,41,84,88,000	27-Sep-28	3,41,84,88,000
INE306N08334	26-Aug-19	4,65,00,000	26-Aug-29	4,65,00,000
INE306N08342	26-Aug-19	1,72,69,73,000	26-Aug-29	1,72,69,73,000
Total		5,48,74,51,000		5,48,74,51,000

Bank Fund based facilities from banks as on 30 November 2024

Annexure B
(Rs in Crores)

Name of the Bank	Nature of facility	Sanctioned Amount	O/s Amount	Asset classification
Indian Bank (eAllahabad Bank)	Working Capital	350	350	Standard
Axis Bank Ltd.	Working Capital	325		Standard
Bank of Baroda	Working Capital	1,050		Standard
Bank of India	Working Capital	350		Standard
Central Bank of India	Working Capital	300		Standard
Citibank N.A.	Working Capital	20		Standard
HDFC Bank	Working Capital	830		Standard
HSBC	Working Capital	170		Standard
ICICI Bank Limited	Working Capital	200		Standard
IDBI Bank Ltd.	Working Capital	15		Standard
Punjab National Bank	Working Capital	500	500	Standard



State Bank of India *	Working Capital	2,200	-	Standard
Union Bank Of India	Working Capital	600	600	Standard
United Overseas Bank Limited	Working Capital	50	50	Standard
DBS Bank Limited	Working Capital	100		Standard
UCO Bank	Working Capital	300	250	Standard
KARNATAKA BANK LIMITED	Working Capital	50		Standard
Mizuho Bank Limited	Working Capital	323		Standard
CTBC Bank Co Ltd	Working Capital	25		Standard
Industrial and Commercial Bank	Working Capital	100	80	Standard
Societe Generale	Working Capital	250		Standard
Indian Bank (eAllshabad Bank)	Term Loan	1,191	1,191	Standard
Bank of Baroda	Term Loan	1,354	1,354	Standard
Bank of India	Term Loan	2,479	2,479	Standard
Canara Bank	Term Loan	6,319	5,069	Standard
Citibank N.A.	Term Loan	325	325	Standard
Deutsche Bank	Term Loan	1,000	350	Standard
HDFC Bank	Term Loan	7,135	7,135	Standard
HSBC	Term Loan	72	72	Standard
ICICI Bank Limited	Term Loan	5,167	2,254	Standard
Punjab National Bank	Term Loan	3,829	2,829	Standard
State Bank of India	Term Loan	8,333	4,833	Standard
Union Bank Of India	Term Loan	4,354	3,854	Standard
Jammu & Kashmir Bank Ltd.	Term Loan	325	325	Standard
Yes Bank Ltd.	Term Loan	179	179	Standard
Bank Of America N.A.	Term Loan	500	300	Standard
UCO Bank	Term Loan	121	121	Standard
KARNATAKA BANK LIMITED	Term Loan	250	250	Standard
Small Industries Development	Term Loan	5,810	3,074	Standard
Kookmin Bank	Term Loan	70	70	Standard
THE SOUTH INDIAN BANK LIMITED	Term Loan	75	75	Standard
India Infrastructure Finance Company	Term Loan	1,250	1,250	Standard
EXPORT IMPORT BANK OF INDIA	Term Loan	800	800	Standard
BANK OF BAHRAIN & KUWAIT B.S.C.	Term Loan	27	27	Standard
Housing Development Finance Corporation	Term Loan	1,729	1,729	Standard
NABARD GCF LOAN	Term Loan	552	552	Standard
National Bank for Financing	Term Loan	3,500	3,500	Standard
Emirates NBD Bank (P.J.S.C) India Branch	Term Loan	43	43	Standard
INDIAN OVERSEAS BANK	Term Loan	500	250	Standard
ECB	ECB	15,589	15,589	Standard
Total		80,984	61,708	

* Rs 500 Crs utilised in the form of CP

