



**LETTER OF OFFER  
PART - I**

Proposed Date of Issue		14.02.2025						
Credit Rating for CP		CRA - 1	CRA - 2					
		"CARE A1+"						
Date of Rating		07.02.2025						
Validity for Issuance		2 Months	NA					
Validity period for rating		24.03.2025						
For Amount		Rs. 200 Crores						
Conditions (if any)		Carved out						
Exact purpose of Issue of CP		Working Capital Requirements						
Credit Support (if any)		Nil						
Description of Instrument		Commercial Paper						
Amount		Rs.100 Crore						
Issued By		JK Tyre & Industries Ltd						
In Favour of		To investor in commercial paper						
Net Worth of the Guarantor Company		No Guarantee						
Names of Companies to which Guarantor has issued similar guarantee		Nil						
Extent of the Guarantee Offered by Guarantor Company		Nil						
Conditions under which the Guarantee will be invoked		Nil						
Details of Current Tranche:								
ISIN	Amount	Maturity Date	Current Credit Rating	Validity period of Rating	CRA			
INE573A14680	Rs.100 Cr	24.03.2025	CARE A1+	24.03.2025	Care Ratings Ltd			
Name & address of the trustee		NA						
Listing: Proposed to be listed/ unlisted		NSE						
Issuing and Paying Agent		HDFC Bank Limited, Trade Finance Dept, "Harsha Bhawan" 2 <sup>nd</sup> Floor, Middle Circle, Connaught Place, New Delhi 110001						
Conditions (if any)		The Proposed CP shall be listed on the Stock Exchange(s) in terms of para 4 of the SEBI Circular SEBI/HO/IMD/DF2/CIR/ P/2019/104 dt. 01-10-2019 & SEBI Circular SEBI/HO/DDHS/CIR/P/2019/115 dt. 22-10-2019.						
Market Conventions		FIMMDA Conventions						
CP Borrowing Limit		Rs.1100 Crore						
Supporting Board Resolution for CP Borrowing- Resolution Dated		09.02.2017						
Total CP Outstanding (As on Issuance Date) :		NIL						
Details of CP issued during the last 15 months : *								
ISIN	Issue Date	Amount (Rs. in Cr.)	Maturity Date	Amount O/S	IPA	CRA	Rating	Rated Amount
INE573A14672	14/11/2024	Rs.100 Cr	13.02.2025	NIL	HDFC Bank Ltd.	Care Ratings Ltd	CARE A1+	Rs. 200 Crore
INE573A14664	14/11/2024	Rs.100 Cr	10.02.2025					

\*issuer's liability under the CP will continue beyond due date, in case the CP is not redeemed on due date.



*Aut*

*SA*



Admin. Off.: 3, Bahadur Shah Zafar Marg, New Delhi-110002. Fax : 91-11-23322059, Phone: 91-11-33001112, 33001122  
Regd. Off.: Jaykaygram, PO – Tyre Factory, Kankroli -313342 (Rajasthan). Fax : 02952-302400 / 330011  
Website :- [www.jktyre.com](http://www.jktyre.com) CIN : L67120RJ1951PLC045966



# JK TYRE & INDUSTRIES LTD.

Details of Other Debt Instrument Outstanding					
ISIN	Issue Date	Amount		Maturity Date	Amount O/s
NIL	NIL	NIL		NIL	NIL
Bank fund based facilities from Banks / Financial institutions, if any: (Rs. in Crores)					
Name of the Bank	Nature of the facility (within & Outside Consortium)	Limit (within Consortium) Fund & Non Fund Based	Limit (Outside Consortium)	Asset Classification	
Bank of India	Fund / Non fund based	710.50	-	Standard Assets	
Indian Bank	Fund / Non fund based	660	-	Standard Assets	
Bank of Baroda	Fund / Non fund based	460	-	Standard Assets	
State Bank of India	Fund / Non fund based	439.50	-	Standard Assets	
IDBI Bank	Fund / Non fund based	175	-	Standard Assets	
Punjab National bank	Fund / Non fund based	150	-	Standard Assets	
Union Bank	Fund / Non fund based	105	-	Standard Assets	
HDFC Bank	Fund / Non fund based	100	300	Standard Assets	
Federal Bank	Fund / Non fund based	70	110	Standard Assets	
Axis Bank	Fund / Non fund based	-	200		
South Indian Bank	Fund / Non fund based	-	75		
	<b>Total</b>	<b>2870</b>	<b>685</b>		
• Name & Address of the issuer		JK Tyre & Industries Ltd. Patriot House, 3, Bahadur Shah Zafar Marg, New Delhi – 110 002			
Line of Business		Manufacture/ Production and sale of Automotive Tyres, Tubes and Flaps.			
Chief Executive (Managing Director/ President/ CEO/ CFO /Top Most Executive		Mr. Sanjeev Aggarwal (CFO)			
Group Affiliation (if any)		JK Group (JKO)			
Financial Summary		Current Year		Previous Years	
		31/12/2024	Year 1 2023-24	Year 2 2022-23	Year 3 2021-22
		(Rs. In Cr)			
• Equity		54.80	52.14	49.25	49.25
• Net worth		4091.44	3896.03	2889.22	2526.10
• Investment in Subsidiaries/ Affiliates		760.85	770.71	782.96	779.33
• Total Debt Outstanding – Short Term (<1 Year) + CPLTD		1959.16	1341	1467	1527
- Long term Debt		867.04	1016	1081	1294
• Gross Income – Total Revenue		7554.12	10349.49	9649.44	8062.26
• Operating Profit (PBITD)		789.14	1397.22	806.33	730.40
• Gross Profit (PBTD)		591.83	1155.67	458.82	501.09
• Net Profit (Post Tax)		288.68	590.76	183.77	183.04
Audit Qualification (if any)		None			
Material Litigation (if any)		No material litigation except as given in the financials			
Regulatory Strictures (if any)		No regulatory strictures except as given in the financials			
Details of Default of CPs, including Technical Delay in Redemption During past three years		None			
Details of default and Delay in Redemption of any Other Borrowings During Last Three Years		None			
Long Term credit rating, if any, obtained by the issuer		CARE AA- Stable			
Unaccepted credit ratings, if any, assigned to the issuer		NA			





Admin. Off.: 3, Bahadur Shah Zafar Marg, New Delhi-110002. Fax : 91-11-23322059, Phone: 91-11-33001112, 33001122  
 Regd. Off.: Jaykaygram, PO – Tyre Factory, Kankroli -313342 (Rajasthan). Fax : 02952-302400 / 330011  
 Website :- www.jktyre.com CIN : L67120RJ1951PLC045966





# JK TYRE & INDUSTRIES LTD.

Details of statutory auditor and changes thereof in the last three financial years	Name, address	Date of appointment / reappointment	Date of cessation (in case of resignation)	Remarks (viz. reasons for change etc)
	<b>Name:</b> SS Kothari Mehta & Co. LLP, Chartered Accountants <b>Address:</b> Plot No. 68, Okhla Industrial Area, Phase III, New Delhi -110020	22.09.2020		Re-Appointed as the Statutory auditors of the company at the 67 <sup>th</sup> AGM till the conclusion of 72 <sup>nd</sup> AGM to be held in the year 2025. Prior to that they were also appointed as Statutory auditors for a term of 3 years from FY2018 to FY2020.
Any material event/development having implications for the financial/credit quality resulting in material liabilities, corporate restructuring event which may affect the issue or the investor's decision to invest in the CP/NCD	NIL			
Shareholding of the issuer's promoters and the details of the shares pledged by the promoters, if any	Annexure-2 Enclosed			
For JK Tyre & Industries Ltd  (Authorized Signatory) Date :13.02.2025 Original/ Authenticated copy of any document related to above information will be made available to the Investor on request				



ANNEXURE-1

OFFER LETTER

1. Shareholding of the issuer's promoters and the details of the shares pledged by the promoters, if any –

Promoters Name	Shareholding		No. of shares pledged by the promoters
	No.	%age	
Annexure-2 Enclosed			



2. Long Term credit rating, if any, obtained by the issuer – **CARE AA-(Stable)**  
 3. Unaccepted credit ratings, if any, assigned to the issuer – **NA**  
 4. Any material event/development having implications for the financials/credit quality resulting in material liabilities, corporate restructuring event which may affect the issue or the investor's decision to invest in the CP/NCD – **Nil**  
 5. Details of statutory auditor and changes thereon in the last three financial years–

Name & address	Date of appointment /reappointment	Date of cessation (in case of resignation)	Remarks (viz. reasons for change etc)
Name: SS Kothari Mehta & Co. LLP, Chartered Accountants Address: Plot No. 68, Okhla Industrial Area, Phase III, New Delhi -110020	22.09.2020	N.A.	Re-Appointed as the Statutory auditors of the company at the 67 <sup>th</sup> AGM till the conclusion of 72 <sup>nd</sup> AGM to be held in the year 2025. Prior to that they were also appointed as Statutory auditors for a term of 3 years from FY2018 to FY2020.

6. An issuer which is either an NBFC or an HFC shall disclose the residual maturity profile of its assets and liabilities in the following format: **NA**

Category	Up to 30/31 days	>1 month - 2 months	>2 months - 3 months	>3 months - 6 months	>6 months - 1 year	>1 year - 3 years	>3 years - 5 years	>5 years	Total
Deposit									
Advances									
Investments									
Borrowings									
Foreign Currency Assets (FCA)									
Foreign Currency Liabilities (FCL)									

Thanking you,  
For JK Tyre & Industries Limited

(Authorised Signatory)

Admin. Off.: 3, Bahadur Shah Zafar Marg, New Delhi-110002. Fax : 91-11-23322059, Phone: 91-11-33001112, 33001122  
 Regd. Off.: Jaykaygram, PO – Tyre Factory, Kankroli -313342 (Rajasthan). Fax : 02952-302400 / 330011  
 Website :- www.jktyre.com CIN : L67120RJ1951PLC045966





Shareholding Pattern  
JK TYRE & INDUSTRIES LTD.

Scrip Code : 530007

Quarter Ending : December 2024

## Statement showing shareholding pattern of the Promoter and Promoter Group

Category of shareholder	Entity Type	Nos. of shareholders	No. of fully paid up equity shares held	Total nos. shares held	Shareholding as a % of total no. of shares (calculated as per SCRR, 1957) As a % of (A+B+C2)	Number of Voting Rights held in each class of securities		Number of equity shares held in dematerialized form
						Class eg: X	Total	
<b>A1) Indian</b>					0.00		0.00	
<b>Individuals/Hindu undivided Family</b>		15	84,59,105	84,59,105	3.09	84,59,105	3.09	84,59,105
BHARAT HARI SINGHANIA	Promoter Group	1	10,94,723	10,94,723	0.40	10,94,723	0.40	10,94,723
RAGHUPATI SINGHANIA	Promoter Group	1	16,43,990	16,43,990	0.60	16,43,990	0.60	16,43,990
VIKRAM PATI SINGHANIA	Promoter Group	1	3,64,030	3,64,030	0.13	3,64,030	0.13	3,64,030
VINITA SINGHANIA	Promoter Group	1	14,03,485	14,03,485	0.51	14,03,485	0.51	14,03,485
SUNANDA SINGHANIA	Promoter Group	1	6,27,500	6,27,500	0.23	6,27,500	0.23	6,27,500
HARSH PATI SINGHANIA	Promoter Group	1	3,63,990	3,63,990	0.13	3,63,990	0.13	3,63,990
ANSHUMAN SINGHANIA	Promoter Group	1	2,44,875	2,44,875	0.09	2,44,875	0.09	2,44,875
SHARDA SINGHANIA	Promoter Group	1	97,449	97,449	0.04	97,449	0.04	97,449
RAGHUPATI SINGHANIA (Karta of Raghupati Singhania HUF)	Promoter Group	1	2,75,000	2,75,000	0.10	2,75,000	0.10	2,75,000
SHRIVATS SINGHANIA	Promoter Group	1	2,07,375	2,07,375	0.08	2,07,375	0.08	2,07,375
HARSH PATI SINGHANIA	Promoter Group	1	3,11,194	3,11,194	0.11	3,11,194	0.11	3,11,194



(Karta of  
Harshpati  
Singhania HUF)

VIKRAM PATI  
SINGHANIA  
(Karta of  
Vikrampati  
Singhania HUF)

ANSHUMAN  
SINGHANIA  
(Karta of Shripati  
Singhania HUF)

DURGAVATI JAIN

SHUBHA  
KANORIA

Any Other  
(specify)

BENGAL &  
ASSAM  
COMPANY LTD.

HARI SHANKAR  
SINGHANIA  
HOLDINGS  
PRIVATE  
LIMITED

SIDHIVINAYAK  
TRADING AND  
INVESTMENT  
LIMITED

ACCURATE  
FINMAN  
SERVICES  
LIMITED

NAV BHARAT  
VANIJYA  
LIMITED

Sub Total A1

A2) Foreign

A=A1+A2

Promoter  
Group

Promoter  
Group

Promoter  
Group

Promoter  
Group

Promoter

Promoter  
Group

Promoter  
Group

Promoter  
Group

Promoter  
Group

1

3,08,379

3,08,379

0.11

3,08,379

0.11

3,08,379

1

15,13,245

15,13,245

0.55

15,13,245

0.55

15,13,245

1

2,000

2,000

0.00

2,000

0.00

2,000

1

1,870

1,870

0.00

1,870

0.00

1,870

5

13,00,65,950

13,00,65,950

47.47

13,00,65,950

47.47

13,00,65,950

1

13,00,03,250

13,00,03,250

47.44

13,00,03,250

47.44

13,00,03,250

1

49,200

49,200

0.02

49,200

0.02

49,200

1

10,000

10,000

0.00

10,000

0.00

10,000

1

1,000

1,000

0.00

1,000

0.00

1,000

1

2,500

2,500

0.00

2,500

0.00

2,500

20

13,85,25,055

13,85,25,055

50.55

13,85,25,055

50.55

13,85,25,055

0.00

0.00

20

13,85,25,055

13,85,25,055

50.55

13,85,25,055

50.55

13,85,25,055



*(Handwritten signature)*

**JK TYRE & INDUSTRIES LIMITED**

Annexure-A

**WORKING CAPITAL SANCTIONED LIMITS**

S.No.	Name of Bank	(Rs/Crores)				Utilisation Fund Based 31-12-2024	Utilisation Non-Fund Based 31-12-2024
		Fund Based	Non Fund Based	Total	% Share		
1	Bank of India - Lead Bank	300.00	410.50	710.50	24.76	180.00	254.48
2	Indian Bank	400.00	260.00	660.00	23.00	290.00	145.53
3	Bank of Baroda	250.00	210.00	460.00	16.03	170.00	91.22
4	State Bank of India	225.00	214.50	439.50	15.31	185.00	152.23
5	IDBI Bank	100.00	75.00	175.00	6.10	88.60	43.63
6	Punjab National Bank	150.00		150.00	5.23	40.00	0.00
7	Union Bank	105.00		105.00	3.66	100.00	0.00
8	HDFC Bank	100.00		100.00	3.48	0.00	0.00
9	Federal Bank	70.00		70.00	2.44	0.00	0.00
	<b>Total</b>	<b>1700.00</b>	<b>1170.00</b>	<b>2870.00</b>	<b>100.00</b>	<b>1053.60</b>	<b>687.09</b>

Security : First Paripassu charge on entire current assets of the company both present and future and second charge created on movable and immovable assets of the Company Plant in Rajasthan, Madhya Pradesh, Karnataka and Tamil Nadu.

**Unsecured WCL/PC/PCFC availed**

	Sanctioned Limits	Outstanding (Rs.Cr)
Bank of Bahrain & Kuwait	45	45.00
HDFC Bank	150	149.00
Federal Bank	100	0.00
<b>Total</b>	<b>295</b>	<b>194.00</b>

**Commercial Paper**

ICICI Prudential	200.00
<b>Total</b>	<b>1447.60</b>

**Rubber bill discounting:**

Name of the Bank	Amount (Rs.crore)	Outstanding (Rs. crore)
South Indian Bank	75.00	66.40
<b>Total</b>	<b>75.00</b>	<b>66.40</b>

**Other unsecured borrowings as on 31.12.2024**

S.No.	Particular	Outstanding (Rs. crore)
1	MSME Bill discounting	0.43

Rating from	CARE Ratings	India Ratings
Long Term Bank facilities	CARE AA- Outlook - Stable	IND AA- Outlook - Stable
Short Term Bank facilities	CARE A1+	IND A1+
	wef 11-06-2024	wef 13-06-2024



JK TYRE & INDUSTRIES LIMITED : NEW DELHI

Annexure-A

DEBT OUTSTANDING - EXISTING SECURED LOANS - 31.12.2024

S NO	NATURE OF LOANS	AMOUNT SANCTIONED (Rs/Crores)	AMOUNT OUTSTANDING	AMOUNT OUTSTANDING	Security	Door to Door Tenor  in Years
			31-12-2024 without exchange fluctuation (Rs/Crores)	31-12-2024 with exchange fluctuation (Rs/Crores)		
A	<b>Foreign Currency Loan</b>					
I	<b>Financial Institution</b>					
1	<b>EXIM BANK</b>					
a	CTP Brownfield Rs. 1430 Crs Project - USD 20 Mn @ 62.17, USD 4 Mn @ 63.405, USD 4.52647598 Mn @ 64.0675 & 2.96385181 Mn @ - Rupee Loan (Rs. 19.76 crs. converted into USD 2.96385181 @ 66.67 on 27.04.2018)	200.00	65.53	88.06	Movable & Immovable assets at Company's Plant in Tamil Nadu (CTP) and Specified movable assets at Company's Plant in Madhya Pradesh & Karnataka (BTP & VTP)	13
II	<b>Banks</b>					
2	<b>AXIS Bank</b>					
a	Modernisation/Normal Capex - ECB Loan (USD 15 Mn @ 66.3318 & USD 20 Mn @ 64.8065)	232.60	8.07	10.76	Movable fixed assets at Company's plants at Rajasthan and Karnataka (KTP/VTP I & III) (excluding those specifically charged to other Banks)	8
B	<b>Rupee Loans</b>					
I	<b>Financial Institution</b>					
1	<b>EXIM Bank</b>					
a	Rs. 530 Crs Project	118.00	88.60	88.60	Movable & Immovable assets at Banmore Tyre Plant excluding specified movable fixed assets which are exclusively charged to other lenders	13
II	<b>Banks</b>					
1	<b>INDIAN BANK</b>					
a	Rs. 1430 Crs Project (Yes Bank takeover)	250.00	193.00	193.00	Movable & Immovable assets at Company's Plant in Tamil Nadu (CTP)	13
2	<b>BANK OF INDIA</b>					
a	Rs. 530 Crs Project	100.00	82.62 4.95	83.84 4.95	Movable & Immovable assets at Banmore Tyre Plant excluding specified movable fixed assets which are exclusively charged to other lenders	13
	sub-total	100.00	87.58	88.79		
3	<b>UNION BANK</b>					
a	Rs. 1430 Crs Project	80.00	20.97	20.97	Movable & Immovable assets at Company's Plant in Tamil Nadu (CTP) and Specified movable assets at Company's Plant in Madhya Pradesh & Karnataka (BTP & VTP)	13
b	Rs. 530 Crs Project	50.00	49.51	49.51	Movable & Immovable assets at Banmore Tyre Plant excluding specified movable fixed assets which are exclusively charged to other lenders	13
4	<b>SBI</b>					
a	Rs. 1430 Crs Project (Yes Bank takeover)	300.00	250.62	255.59	Movable & Immovable assets at Company's Plant in Tamil Nadu (CTP) and Specified movable assets at Company's Plant in Madhya Pradesh & Karnataka (BTP & VTP)	13
5	<b>IDBI</b>					
a	Rs. 530 Crs Project	50.00	21.94	21.94	Movable & Immovable assets at Banmore Tyre Plant excluding specified movable fixed assets which are exclusively charged to other lenders	13
6	<b>HDFC Bank</b>					
a	Normal Capex	95.00	59.38	59.38	Movable fixed assets at Company's plant in Madhya Pradesh (BTP) excluding specified movable fixed assets which are exclusively charged to other lenders	7
b	Normal Capex	100.00	87.50	87.50	Movable fixed assets at Company's Plant (VTP-II) at Mysore excluding specified movable fixed assets which are exclusively charged to other lenders	7
7	<b>INDUSIND BANK LTD</b>					
a	Rupee Term Loan	70.00	1.84	1.84	Movable fixed assets at Company's plant in Madhya Pradesh (BTP) excluding specified movable fixed assets which are exclusively charged to other lenders	5
C	<b>TOTAL (FC+Rupee Loan)</b>	1645.60	934.53	965.94		

Break-up

1	FC Loans	432.60	73.60	98.83
2	Rupee Loans	1213.00	860.93	867.11
	<b>Total</b>	<b>1645.60</b>	<b>934.53</b>	<b>965.94</b>

Note: All term lenders have second charge of entire current assets of the company excluding IndusInd Bank for its term loan of Rs.70 crore and Axis Bank



*[Handwritten signature]*

*[Handwritten initials]*