



Annexure 1

Credit Rating- CARE "A1+" and CRISIL "A1+"

i. Details of outstanding CPs and other debt instruments:

a) Details of Commercial paper Raised in the last 15 months*.

S. No.	ISIN	Issue Date	Amount Issued (INR Cr)	Maturity date	Outstanding amount	Rated Amount (INR Cr)
					(INR Cr)	
1	INE572E14IM3	09-06-2023	400	31-08-2023	Nil	25,000 & 26,000
2	INE572E14IN1	13-07-2023	400	20-09-2023	Nil	5,000 & 26,000
3	INE572E14IQ4	06-09-2023	150	04-03-2024	Nil	5,000 & 26,000
4	INE572E14IP6	06-09-2023	250	28-02-2024	Nil	5,000 & 26,000
5	INE572E14IO9	06-09-2023	500	06-12-2023	Nil	5,000 & 26,000
6	INE572E14IR2	22-09-2023	700	22-12-2023	Nil	5,000 & 26,000
7	INE572E14IS0	22-09-2023	200	20-03-2024	Nil	5,000 & 26,000
8	INE572E14IP6	30-10-2023	150	28-02-2024	Nil	5,000 & 26,000
9	INE572E14IT8	30-10-2023	450	29-01-2024	Nil	5,000 & 26,000
10	INE572E14IU6	22-11-2023	1,000	21-02-2024	Nil	5,000 & 26,000
11	INE572E14IV4	24-11-2023	350	23-02-2024	Nil	5,000 & 26,000
12	INE572E14IQ4	04-12-2023	500	04-03-2024	Nil	5,000 & 26,000
13	INE572E14IW2	06-12-2023	250	06-Mar-24	Nil	5,000 & 26,000
14	INE572E14IX0	12-01-2024	1,450	15-Mar-24	Nil	5,000 & 26,000
15	INE572E14IY8	23-02-2024	600	24-May-24	Nil	5000 & 26,000
16	INE572E14IZ5	27-02-2024	900	28-May-24	Nil	5000 & 26,000
17	INE572E14JA6	07-03-2024	950	06-Jun-24	Nil	5000 & 26,000
18	INE572E14JB4	12-03-2024	900	11-Jun-24	Nil	5000 & 26,000
19	INE572E14JC2	26-04-2024	525	26-Jul-24	Nil	10000&26000
20	INE572E14JD0	29-04-2024	500	29-Jul-24	Nil	10000&26000
21	INE572E14JE8	28-05-2024	1400	27-Aug-24	Nil	10000&26000
22	INE572E14JF5	11-06-2024	600	10-Sep-24	Nil	10000&26000
23	INE572E14JG3	26-06-2024	1000	24-Sep-24	Nil	10000&26000
24	INE572E14JH1	25-07-2024	625	24-Oct-24	Nil	10000&26000
25	INE572E14JH1	26-07-2024	1000	24-Oct-24	Nil	10000&26000
26	INE572E14JI9	29-07-2024	750	28-Oct-24	Nil	10000&26000
27	INE572E14JJ7	27-08-2024	600	26-Nov-24	Nil	10000&26000
28	INE572E14JK5	19-09-2024	1125	19-Dec-2024	Nil	10000&26000
29	INE572E14JK5	20-09-2024	175	19-Dec-2024	Nil	10000&26000
30	INE572E14JL3	24-09-2024	500	24-Dec-2024	Nil	10000&26000
31	INE572E14JN9	23-10-2024	450	22-Jan-2025	Nil	10000&26000
32	INE572E14JO7	25-10-2024	1550	24-Jan-2025	Nil	10000&26000
33	INE572E14JM1	25-09-2024	750	25-Sep-2025	750	10000&26000
34	INE572E14JP4	Dec 12, 2024	500	12- Mar-25	500	10000&26000
		Dec 17, 2024	500		500	10000&26000

*Issuer's liability under the CP will continue beyond due date, in case the CP is not redeemed on due date.

Name of IPA- HDFC Bank Ltd

Name of the credit rating agency: CARE & CRISIL Rating

Credit Rating : A1+

b) Details of Non-Convertible Debentures outstanding as on date

Regd. Office: 9th Floor, Antriksh Bhavan, 22 Kasturba Gandhi Marg, New Delhi – 110 001
 Phone: 011 – 23736857, E-mail: customercare@pnbhousing.com, Website: www.pnbhousing.com
 CIN: L65922DL1988PLC033856

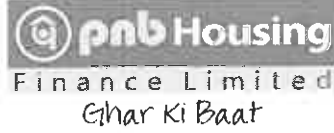


S. No.	Date of Issuance	ISIN	Amount Issued	Date of Maturity	Outstanding Amount	Secured (Y/N)
			(INR Cr)		(INR Cr)	
1	18-Jan-16	INE572E09320	210	17-Jan-26	210	Unsecured
2	28-Apr-16	INE572E09346	290	28-Apr-26	290	Unsecured
3	07-Jan-19	INE572E09627	24.7	05-Jan-29	24.7	Unsecured
4	24-Jan-19	INE572E09627	15	05-Jan-29	15	Unsecured
5	07-Nov-19	INE572E07068	2,500	07-Nov-25	2,500	Secured
				07-Nov-26		Secured
				07-Nov-27		Secured
				07-Nov-28		Secured
				07-Nov-29		Secured
6	28-Jun-23	INE572E07100	222	28-Jun-26	222	Secured
8	06-Sep-23	INE572E07126	400	06-Sep-28	400	Secured
9	14-Sep-23	INE572E07134	650	14-Mar-25	650	Secured
10	22-Dec-23	INE572E07142	29	22-Dec-2033	29	Secured
11	04-Jul-2024	INE572E07159	200	04-Jul-2029	200	Secured
12	07-Aug-2024	INE572E07167	350	30-Dec-2026	350	Secured
13	25-Sep-24	INE572E07175	400	24-Jan-2028	400	Secured
14	14-Oct-2024	INE572E07183	300	29-Jul-2027	300	Secured
15	29-Nov-2024	INE572E07191	280	29-Nov-2027	280	Secured
16	07-Jan-2025	INE572E07209	400	20-Apr-2028	400	Secured
Total			6,270.70		6,270.70	

Details of facilities outstanding from financial institution / banks as on December 31, 2024

S. No.	Lender's Name/ Name of the Bank	Nature of facility/ instrument	Principal Outstanding	Asset Classification
			(INR Cr)	
1	Bajaj Finance Limited	Long Term	131.25	Standard
2	Bandhan Bank	Long Term	655.26	Standard
3	Bank of Baroda	Long Term	1,032.34	Standard
4	Bank of India	Long Term	1,299.87	Standard
5	Canara Bank	Long Term	3,699.71	Standard
6	HDFC Bank Ltd.	Long Term	1,245.00	Standard
7	HSBC Bank	Long Term	31.25	Standard
8	Indian Bank	Long Term	1,708.69	Standard
9	Karnataka Bank	Long Term	339.96	Standard
10	Kookmin Bank	Long Term	6.25	Standard
11	Punjab & Sind Bank	Long Term	524.94	Standard
12	Punjab National Bank	Long Term	3,916.67	Standard
13	State Bank of India	Long Term	1,349.00	Standard
14	UCO Bank	Long Term	339.83	Standard
15	Union Bank of India	Long Term	1,805.67	Standard
16	Central Bank	Long Term	866.63	Standard
17	Axis Bank	Long Term	500.00	Standard
18	ICICI Bank	Long Term	184.62	Standard
Total			19,636.93	

Regd. Office: 9th Floor, Antriksh Bhavan, 22 Kasturba Gandhi Marg, New Delhi – 110 001
Phone: 011 – 23736857, E-mail: customercare@pnbhousing.com, Website: www.pnbhousing.com
CIN: L65922DL1988PLC033856



S. No.	Lender's Name	Nature of facility/ instrument	Principal Outstanding	Asset Classification
			(INR Cr)	
1	NHB	Long Term	7131.79	Standard

d) Details of overdraft/cash credit/short term loan outstanding from financial institutions /banks as on December 31, 2024

S. No.	Lender's Name/ Name of the Bank	Nature of facility/ instrument	Limit Utilised (INR Cr)	Asset Classification
1	Punjab National Bank	OD/CC/WCDL	1200.00	Standard
2	HDFC Bank Ltd.	OD/CC/WCDL/STL	1,217.02	Standard
4	Indian Bank	OD/CC/WCDL	149.89	Standard
5	RBL	OD/CC/WCDL	500.00	Standard
6	State Bank Of India	OD/CC/WCDL	499.87	Standard
7	Union Bank Of India	OD/CC/WCDL	150.00	Standard
8	South Indian Bank	FCDL	363.37	Standard
9	State Bank of India	FCDL	511.99	Standard
	Total		4,592.14	

e) External Commercial Borrowing (ECB) outstanding as on December 31, 2024

S. No	Lender's Name	Nature of Facility	O/S Amount in USD Million	Assets Classification
1	JICA (I)	Secured	25	Standard
2	JICA (II)	Secured	50	Standard
3	SBI Gift City	Secured	125	Standard
	Total		200	


a) Summary of last three years audited financials:

AUDITED CONSOLIDATED FINANCIAL INFORMATION

((₹ in crore)

S.no.	Particulars	As at		
		31-Mar-24	31-Mar-23	31-Mar-22
		(Audited)		
	ASSETS			
1	Financial assets			
(a)	Cash and cash equivalents	2142.2	3,677.82	5,065.62
(b)	Bank balance other than (a) above	464.73	118.38	150.47
(c)	Derivative financial instruments	135.01	660.04	242.25
(d)	Receivables			
	Trade receivables	51.45	12.86	42.76
	Other receivables	0.08	0.01	0.04
(e)	Loans	64108.24	57,839.79	55,335.94
(f)	Investments	4346.01	3,196.29	3,482.70
(g)	Other financial assets	569.8	754.64	673.91
	Sub total - financial assets	71,817.52	66,259.83	64,993.69
2	Non - financial assets			

Regd. Office: 9th Floor, Antriksh Bhavan, 22 Kasturba Gandhi Marg, New Delhi – 110 001
 Phone: 011 – 23736857, E-mail: customercare@pnbhousing.com, Website: www.pnbhousing.com
 CIN: L65922DL1988PLC033856


pnb Housing
 Finance Limited
 Ehar Ki Baat

S.no.	Particulars	As at		
		31-Mar-24	31-Mar-23	31-Mar-22
		(Audited)		
(a)	Current tax assets (net)	185.17	264.03	47.3
(b)	Deferred tax assets (net)	127.69	145.67	398.9
(c)	Investment property	0.51	0.52	0.53
(d)	Property, plant and equipment	66.56	66.19	71.38
(e)	Right of use assets	123.14	65.59	60.47
(f)	Capital work-in-progress	5.43	0.08	-
(g)	Other Intangible assets	16.57	14.01	18.02
(h)	Intangible assets under developments	9.82	3.08	3.54
(i)	Other non-financial assets	52.44	54.7	26.95
(j)	Assets held for sale	-	-	108.83
	Sub total - non - financial assets	587.33	613.87	735.92
	TOTAL – ASSETS	72,404.85	66,873.70	65,729.61
	LIABILITIES			
1	Financial liabilities			
(a)	Derivative financial instruments			-
(b)	Payables			
	(I) Trade Payables			
	(i) total outstanding dues of micro enterprises and small enterprises	2.12	1.74	-
	(ii) total outstanding dues of creditors other than micro enterprises and small enterprises	17.62	28.51	16.29
	(II) Other Payables			
	(i) total outstanding dues of micro enterprises and small enterprises		-	-
	(ii) total outstanding dues of creditors other than micro enterprises and small enterprises		-	-
(c)	Debt securities	7851.93	3,994.09	6,201.97
(d)	Borrowings (other than debt securities)	28666.95	31,174.70	27,715.84
(e)	Deposits	17758.22	17,214.24	17,605.14
(f)	Subordinated liabilities	739.49	1,238.35	1,438.18
(g)	Other financial liabilities	2179.86	1,963.15	2,564.63
	Sub total - financial liabilities	57,216.19	55,614.78	55,542.05
2	Non financial liabilities			
(a)	Current tax liabilities		-	-
(b)	Provisions	20.23	17.72	17.33
(c)	Other non-financial liabilities	193.99	227.34	298.6
	Sub total - non financial liabilities	214.22	245.06	315.93
3	EQUITY			


Regd. Office: 9th Floor, Antriksh Bhavan, 22 Kasturba Gandhi Marg, New Delhi – 110 001
 Phone: 011 – 23736857, E-mail: customercare@pnbhousing.com, Website: www.pnbhousing.com
 CIN: L65922DL1988PLC033856

S.no.	Particulars	As at		
		31-Mar-24	31-Mar-23	31-Mar-22
		(Audited)		
(a)	Equity share capital	259.72	168.86	168.6
(b)	Other equity	14714.72	10,845.00	9,703.03
	Subtotal – equity	14,974.44	11,013.86	9,871.63
	TOTAL - EQUITY AND LIABILITIES	72,404.85	66,873.70	65,729.61

Statement of consolidated financial results

(₹ in crore)

S. no.	Particulars	Year ended		
		31-Mar-24	31-Mar-23	31-Mar-22
	Revenue from operations			
(i)	Interest income	6742.21	6,199.07	5,822.00
(ii)	Fees and commission income	272.89	283.26	262.55
(iii)	Net gain on fair value changes	34.98	34.1	111.38
(iv)	Income on derecognised (assigned) loans	0	10.9	-
I	Total revenue from operations	7050.08	6,527.33	6,195.93
II	Other income	7.01	2.33	4.8
III	Total income (I+II)	7057.09	6,529.66	6,200.73
	Expenses			
(i)	Finance cost	4261.12	3,898.52	4,064.46
(ii)	Impairment on financial instruments & write-offs	171.12	691.28	576.36
(iii)	Employee benefits expenses	337.34	265.96	216.51
(iv)	Depreciation and amortisation	51.19	51.44	53.39
(v)	Fees and commission expense	12.34	11.52	11.12
(vi)	Other expenses	270.08	250.03	194.83
IV	Total expenses	5103.19	5,168.75	5,116.77
V	Profit before tax (III-IV)	1953.9	1,360.91	1,083.96
	Tax expense:			
	-Current tax	422.67	87.78	249.15
	-Deferred tax ((credit)/charge)	23.22	227.13	-1.67
VI	Total tax expense	445.89	314.91	247.48
VII	Net profit after tax (V-VI)		1046	836.48
VIII	Other comprehensive income			
	A (i) Items that will not be reclassified to profit or loss:			
	Remeasurement gain/(loss) on defined benefit plan	-0.64	-0.69	1.34
	(ii) Income tax relating to items that will not be reclassified to profit or loss	0.16	0.17	-0.34
	B (i) Items that will be reclassified to profit or loss:			
	Cash flow hedge	-21.07	103.67	128.69
	(ii) Income tax relating to items that will be	5.3	-26.09	-32.39



S. no.	Particulars	Year ended		
		31-Mar-24	31-Mar-23	31-Mar-22
	reclassified to profit or loss			
IX	Total comprehensive income (VII+VIII)	1491.76	1,123.06	933.78
Earnings per share (of ₹ 10 each)*				
	-Basic (₹)	58.37	62.01	49.64
	-Diluted (₹)	58.20	61.95	49.53
	Paid-up equity share capital (Face value of ₹ 10)	259.72	168.86	168.6
	Reserves (excluding revaluation reserves), as at March 31	14714.72	10,845.00	9,703.03

* EPS for the quarters are not annualized

Consolidated Statement of Assets and Liabilities

Cash Flow Statement

(₹ in crore)

Particulars	For the year ended		
	31-Mar-24	31-Mar-23	31-Mar-22
	(Audited)		
Cash flow from operating activities			
Profit before tax	1,953.90	1,360.91	1,083.96
Adjustment to reconcile profit before tax to net cash flows:			
Depreciation and amortisation	51.19	51.44	53.39
Net loss on sale of property, plant and equipment	0.25	0.19	0.19
Impairment on financial instruments	-182.61	-1,046.92	14.33
Impairment/ (reversal of impairment) on assets held for sale		47.65	7.86
Net loss on financial asset at fair value through profit and loss	-16.12	2.80	10.04
Share based payment expense	14.46	11.95	3.67
Effective interest rate on financial assets	-42.90	-24.43	-11.30
Effective interest rate on financial liabilities	32.57	16.04	111.03
Interest expenses	4,253.90	3,892.34	4,057.94
Income on derecognised (assigned) loans	177.76	-84.39	232.13
Restructured gain on financial assets	9.81	4.86	-13.93
Interest on leases including modification gain/(loss)	6.46	5.67	6.52
Advances written-off	-	2.23	-
Bad debts written-off	353.73	1,738.20	562.03
	4,658.50	4,617.63	5,033.90
Operating profits before changes in working capital	6,612.40	5,978.54	6,117.86
Working Capital changes			
(Decrease)/increase in trade payables	-10.51	13.96	-1.53
(Decrease)/increase in provision	1.87	-0.30	0.28
(Decrease)/increase in other financial liabilities	75.54	-518.43	-11.76
Increase/(decrease) in non financial liabilities	-33.35	-71.26	48.10
Decrease/(increase) in loans at amortised cost	-6,392.35	-3,081.80	4,769.22

Regd. Office: 9th Floor, Antriksh Bhavan, 22 Kasturba Gandhi Marg, New Delhi – 110 001
 Phone: 011 – 23736857, E-mail: customercare@pnbhousing.com, Website: www.pnbhousing.com
 CIN: L65922DL1988PLC033856



(₹ in crore)

Particulars	For the year ended		
	31-Mar-24	31-Mar-23	31-Mar-22
	(Audited)		
(Increase)/decrease in trade receivable	-38.75	29.97	2.16
Decrease/(increase) in other financial asset	6.51	3.03	1.03
Decrease/(increase) in other non financial asset	2.26	-27.75	5.80
Proceeds from sale of asset held for sale	-	61.18	19.79
(Increase)/decrease in bank balance other than cash and cash equivalents	-346.35	32.09	-150.40
	-6,735.13	-3,559.31	4,682.69
Cash generated / (used) in operations before adjustments for interest and taxes paid	-122.73	2,419.23	11,017.98
Interest Paid	-4,181.12	-3,979.92	-4,184.76
Taxes paid (net of refunds)	-357.66	-304.34	-359.71
Net cash generated / (used) in operating activities	-4,661.51	-1,865.03	6,256.08
Cash flow from investing activities			
Purchase of property, plant and equipment and other intangible assets	-27.20	-13.00	-13.97
Capital work-in-progress and intangible assets under development (net)	--12.09	-1.85	-1.16
Proceeds from sale of property, plant and equipment and other intangible assets	0.28	0.17	0.13
Investments (net)	-1,147.07	190.46	-1,459.99
Net cash used in investing activities	1,186.08	175.78	-1,474.99
Cash flow from financing activities			
Proceeds from			
Debt securities and subordinated liabilities	1,451.00	149.99	455.00
Borrowings from bank	21,885.45	17,771.75	19,698.27
Commercial paper	10,054.70	50.00	-
Repayment of			
Commercial paper	-6,750.00	-50.00	-1,125.00
Debt securities and subordinated liabilities	-1,399.00	-2,560.00	-4,673.00
Borrowings from bank	-24,043.72	-14,636.84	-21,920.17
Deposits (net)	545.01	-394.79	901.39
Lease Liability	-33.25	-35.85	-31.67
Proceeds from issue of share capital including securities premium	2,468.44	7.21	11.15
Net cash (used) / from financing activities	4,178.63	301.47	-6,684.03
Net changes in cash & cash equivalents	-1,668.96	-1,387.78	-1,902.94
Cash or cash equivalents at the beginning of the year	3,627.83	5,015.61	6,968.56
Cash or cash equivalents at the end the of the year	1,958.87	3,627.83	5,065.62
Net increase of cash & cash equivalents during the year	-1,668.96	-1,387.78	-1,902.94
Note: Figures in bracket denotes application of cash			

Regd. Office: 9th Floor, Antriksh Bhavan, 22 Kasturba Gandhi Marg, New Delhi – 110 001
 Phone: 011 – 23736857, E-mail: customercare@pnbhousing.com, Website: www.pnbhousing.com
 CIN: L65922DL1988PLC033856

Internal



Latest Quarterly Financials: For the quarter ended December 31, 2024

S.no.	Particulars	Quarter ended				Year ended
		31-Dec-24	30-Sep-24	30-Jun-24	31-Mar-24	31-Mar-24
		(Unaudited)	(Unaudited)	(Unaudited)	(Audited) (Refer Note 7)	(Audited)
	Revenue from operations					
(i)	Interest income	1848.43	1780.31	1,739.07	1,692.90	6,742.21
(ii)	Fees and commission income	88.12	91.57	75.15	108.05	272.69
(iii)	Net gain on fair value changes	5.21	6.8	8.84	9	34.98
I	Total revenue from operations	1,941.76	1,878.68	1,823.06	1,809.95	7,050.08
II	Other income	1.35	0.98	9.02	4.02	7.01
III	Total income (I+II)	1,943.11	1,879.66	1,832.08	1,813.97	7,057.09
	Expenses					
(i)	Finance cost	1157.92	1,118.50	1,096.93	1,069.70	4,261.12
(ii)	Impairment on financial instruments & write-offs #	-36.13	-45.61	-11.96	6.64	171.12
(iii)	Employee benefits expenses	98.29	108.84	109.23	90.62	337.34
(iv)	Fees and commission expense	3.09	3.22	3	1.96	12.34
(v)	Depreciation, amortisation and impairment	14.38	13.85	13.35	14.18	51.19
(vi)	Other expenses	89.91	76.13	67.35	71.06	270.08
IV	Total expenses	1,327.46	1,274.93	1,277.90	1,254.16	5,103.19
V	Profit before tax (III-IV)	615.65	604.73	554.18	559.81	1,953.90
	Tax expense:					
	-Current tax	131.07	124.76	145.61	134.18	422.67
	-Deferred tax ((credit)/charge)	1.31	10.29	-24.24	-13.62	23.22
VI	Total tax expense	132.38	135.05	121.37	120.56	445.89
VII	Net profit after tax (V-VI)	483.27	469.68	432.81	439.25	1,508.01
VIII	Other comprehensive income					
	A (i) Items that will not be reclassified to profit or loss:					
	Remeasurement gain/ (loss) on defined benefit plan	0.24	0.07	-1.18	-0.21	-0.64
	(ii) Income tax relating to items that will not be reclassified to profit or loss	-0.06	-0.02	0.3	0.05	0.16
	B (i) Items that will be reclassified to profit or loss:					
	Cash flow hedge	-9.5	-5.21	-21.57	-3.14	-21.07
	(ii) Income tax relating to items that will be reclassified to profit or loss	2.39	1.31	5.43	0.79	5.3
IX	Total comprehensive income (VII+VIII)	476.34	465.83	415.79	436.74	1,491.76
	Earnings per share (of ₹ 10 each)*					

Regd. Office: 9th Floor, Antriksh Bhavan, 22 Kasturba Gandhi Marg, New Delhi – 110 001
Phone: 011 – 23736857, E-mail: customercare@pnbhousing.com, Website: www.pnbhousing.com
CIN: L65922DL1988PLC033856



-Basic (₹)	18.60	18.08	16.66	16.91	58.37
-Diluted (₹)	18.53	18.02	16.61	16.86	58.2
Paid-up equity share capital (Face value of ₹ 10)	259.86	259.84	259.73	259.72	259.72
Reserves (excluding revaluation reserves) as at March 31					14,714.72
* EPS for the quarters are not annualised.					
* Net of reversal of impairment allowance/bad debts recovery on sale of loan assets.					

iii. a) Details of current tranche of CP:

ISIN	Amount (INR Cr)	Maturity Date	Current Credit Rating	Validity Period of Rating	CRA
INE572E14JQ2	500	April 30, 2025	A1+ by CARE & A1+ by CRISIL	Till redemption	CARE & CRISIL

b) Details of IPA

HDFC Bank Limited – E-13/29, 2nd Floor, Harsha Bhawan, Middle Circle, Connaught Place, New Delhi, 110001

End use of Funds:

Exact purpose of issuing commercial paper	To repay debt/ working capital requirements of the Company
---	--

Shareholding of the issuer's promoters and the details of the shares pledged by the promoters, if any - Our promoter is Punjab National Bank ("PNB"), a nationalized bank and financial institution engaged in the business of providing a range of banking and financial services in India. The shareholding of Punjab National Bank is 28.1% as on March 31, 2024.

Long Term credit rating, if any, obtained by the issuer –

CARE	ICRA	CRISIL	India Ratings
AA+ (Outlook – Stable)	AA+ (Outlook – Stable)	AA + (Outlook – Stable)	AA+ (Outlook – Stable)

Unaccepted credit ratings, if any, assigned to the issuer – NIL

Any material event/development having implications for the financials/credit quality resulting in material liabilities, corporate restructuring event which may affect the issue or the investor's decision to invest in the CP/NCD – NIL

Details of statutory auditor and changes thereof in the last three financial years –

Name of Statutory Auditor	Firm Registration No.	Address & Contact Details	Date of Appointment of Auditor	Date of Cessation
M/s. BR Maheswari & Co. LLP Chartered Accountants	001035N/N500060	M -118, Connaught Circus New Delhi-110 001 Tel: (011) 43402222, 23416341 Fax: +91-11-23415796 E-mail: brmc@brmco.com	21.10.2013	04.08.2021
M/s. T R Chadha & Co LLP, Chartered Accountants	006711N/N500028	B-30 Connaught Place Kuthiala Building, New Delhi-110001	03.09.2021	12.08.2024
M/s Singhi & Co. Chartered Accountants	302049E	Unit No. 1704, 17th Floor, Tower B, World Trade Tower, DND Flyway, C-01, Sector-16, Noida, UP – 201301	03.09.2021	12.08.2024

Regd. Office: 9th Floor, Antriksh Bhavan, 22 Kasturba Gandhi Marg, New Delhi – 110 001
Phone: 011 – 23736857, E-mail: customercare@pnbhousing.com, Website: www.pnbhousing.com
CIN: L65922DL1988PLC033856

Name of Statutory Auditor	Firm Registration No.	Address & Contact Details	Date of Appointment of Auditor	Date of Cessation
C N K & Associates LLP Chartered Accountants	101961 W/W-100036	3rd Floor, Mistry Bhavan, Dinshaw Vachha Road, Churchgate, Mumbai 400020 Mob-9820710324 Email- suresh@cnkindia.com	12.08.24	-
M M Nissim & Co LLP Chartered Accountants	107122W/W100672	Barodawala Mansion, B Wing, 3rd Floor, 81, Dr. A B Road, Worli, Mumbai - 400018 Mob-9810234679 Email- navin.jain@mnmnissim.com	12.08.24	-

Residual maturity profile of assets and liabilities as on Sep 30, 2024 -

Category	Up to 30/31 days	>1 month -2 months	>2 months - 3 months	>3 months - 6 months	>6 months - 1 year	>1 year -3 years	>3 years - 5 years	>5years	Total
Deposit	349.18	413.52	399.38	890.86	1,780.19	7,382.81	4,135.60	2,307.21	17,658.75
Advances	1,615.11	1,087.80	1,072.01	3,104.65	5,753.72	18,030.80	12,147.19	25,682.97	68,494.26
Investments	3,478.83	-	-	-	41.48	87.39	-	29.24	3,636.93
Borrowings	3,660.99	1,084.12	4,040.61	3,049.68	5,088.78	12,566.83	6,219.10	1,653.15	37,363.27
Foreign Currency Assets (FCA)									-
Foreign Currency Liabilities (FCL)		172.07			1,129.44	704.18			2,005.70

For ,PNB Housing Finance Limited

Vinay Gupta
Digitally signed by Vinay Gupta
Date: 2025.01.28
16:06:31 +0530'

Mr. Vinay Gupta
(Chief Financial Officer)



For, PNB Housing Finance Limited

DEEPIKA GUPTA PADHI
Digitally signed by DEEPIKA GUPTA PADHI
Date: 2025.01.28
16:19:07 +0530'

Ms. Deepika Gupta Padhi
(National Head- Treasury and Investor Relations)

For PNB Housing Finance Limited

Authorized signatories of the issuer

Place: New Delhi

Date: January 28, 2025



**ISSUE OF COMMERCIAL PAPER (CP)
LETTER OF OFFER**

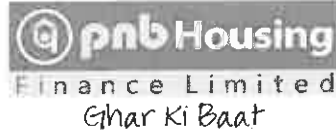
Part I

Proposed Date of Issue	January 29, 2025	
Credit Rating Details		
Credit Rating	CARE A1+	CRISIL A1+
Credit Rating Agency	CARE Rating Ltd	CRISIL Rating Ltd.
Date of Rating	January 27, 2025	January 09, 2025
Validity for Issuance	March 26, 2025	March 09, 2025
Validity Period for Rating	Valid till redemption of instrument	Valid till redemption of instrument
For Amount	₹ 10,000 Cr. (Rupees Ten Thousand Crore Only)	₹ 26,000 Cr. (Rupees Twenty six thousand Crore Only)
Conditions (if Any)	Issue is on standalone basis.	
Exact Purpose of Issuance of CP	To repay debt / working capital requirement of the Company	
Credit Support (If any)	No	
a) Description of Instrument	N.A.	
b) Amount	N.A	
c) Issued by	N.A	
d) In favour of	Holders of CP	
Conditions (if any)	The Proposed CP shall be listed on the Stock Exchange(s) in terms of para 4 of the SEBI Circular SEBI/HO/IMD/DF2/CIR/P/2019/104 dt 01-10-2019&SEBI Circular SEBI/HO/DDHS/CIR/P/2019/115 dt.22-10-2019 and SEBI/HO/DDHS/DDHS/CIR/P/2019/167 dated 24/12/2019 and any other guidelines related to listing shall be complied with	
Net Worth of the guarantor Company	NA	
Name of Companies to which guarantor has issued similar guarantee	NA	
Extent of the Guarantee to offered by the Guarantor Company	NA	
Conditions under which Guarantee will be Invoked	NA	

Details of Current Tranche:

ISIN	AMOUNT (INR Cr.)	MATURITY DATE	CURRENT CREDIT RATING	VALIDITY PERIOD OF RATING	CRA
INE572E14JQ2	500	April 30, 2025	"CARE A1+" and "CRISIL A1+"	Valid till redemption	CARE AND CRISIL

Regd. Office: 9th Floor, Antriksh Bhavan, 22 Kasturba Gandhi Marg, New Delhi – 110 001
Phone: 011 – 23736857, E-mail: customercare@pnbhousing.com, Website: www.pnbhousing.com
CIN: L65922DL1988PLC033856



Name and Address of the Trustee	NA
Listing	
Proposed to be listed/Unlisted	Proposed to be Listed
Issuing and Paying Agent	HDFC Bank Limited, E-13/29, 2nd Floor, Harsha Bhawan, Middle Circle, Connaught Place, New Delhi 110 001
Market Conventions	FIMMDA Conventions
CP Borrowing Limit	Up to INR 15,000 Crore
Supporting Board Resolution date	June 18, 2024
Total CP Outstanding (as on date)	₹ 1,750 crores (Rupees One Thousand Seven Hundred and Fifty Crores Only)

Details of CPs issued during last 15 months	As per annexure – 1
Details of other debt instruments outstanding as on date	As per annexure – 1
Details of Bank fund-based facilities from banks/financial institutions, if any, outstanding as on 31 st Dec 2024	As per annexure – 1

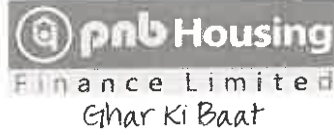
Name and Address of the Issuer	PNB Housing Finance Limited 9 th Floor, Antriksh Bhawan 22, Kasturba Gandhi Marg New Delhi -110 001
Line of Business	Housing Finance Company
Chief Executive	Mr. Girish Kosugi, Managing Director
Group Affiliation (if any)	Punjab National Bank

FINANCIAL SUMMARY

	Quarter ended	Quarter ended	Quarter ended	Year ended	Year ended	Year ended
	31-12-2024	30-09-2024	30-06-2024	31-03-2024	31-03-2023	31-03-2022
	(As per IND AS)*	(As per IND AS)*	(As per IND AS)*	(As per IND AS)*	(As per IND AS)*	(As per IND AS)*
	(Unaudited)	(Unaudited)	(Unaudited)			
Equity	259.86	259.84	259.73	259.72	168.86	168.6
Net Worth	16,348.91	15,867.77	15,395.14	14,974.44	11,013.86	9,871.63
Investment in Subsidiaries/ Affiliates	0.05	0.05	0.05	0.05	0.05	0.05
Total Debt Outstanding	59,873.10	57,014.95	55,709.34	55,016.59	53,621.38	53,004.97
- Short Term (< 1 YEAR)	23,085.18	23,798.02	20,896.62	22,489.58	21,439.08	19,333.55
- Other Debt	36,787.92	33,216.03	34,812.72	32,527.01	32,182.30	33,671.42
Total Income	1,943.11	1,879.66	1,832.08	7057.09	6,529.66	6,200.73
Operating Profit (PBITD & Provision)	593.9	572.97	555.57	2,176.21	2,103.63	1,713.71
Gross Profit (PBTD)	630.03	618.58	567.53	2,005.09	1,412.33	1,137.36
Net Profit (Post Tax)	483.27	469.68	432.81	1,508.01	1,045.99	836.48

*on consolidated basis

Regd. Office: 9th Floor, Antriksh Bhawan, 22 Kasturba Gandhi Marg, New Delhi – 110 001
 Phone: 011 – 23736857, E-mail: customercare@pnbhousing.com, Website: www.pnbhousing.com
 CIN: L65922DL1988PLC033856



Audit Qualifications (if any) - Nil

Material litigation and regulatory strictures - There are no outstanding material litigation and regulatory strictures.

Details of Default of Commercial Paper, including technical delay in redemption during past three Years - Nil

Details of Default and delay in redemption of any Other Borrowings during last three years - Nil

For PNB Housing Finance Ltd

Vinay
Gupta

Digitally signed
by Vinay Gupta
Date: 2025.01.28
16:22:16 +05'30'

Mr. Vinay Gupta
(Chief Financial Officer)

DEEPIKA
GUPTA
PADHI

Digitally signed
by DEEPIKA
GUPTA PADHI
Date: 2025.01.28
16:19:31 +05'30'

Ms. Deepika Gupta Padhi
(National Head- Treasury and Investor Relations)



OSV
Rishagomai

Date: January 28, 2025

ORIGINAL / AUTHENTICATED COPY OF ANY DOCUMENT RELATED TO ABOVE INFORMATION WILL BE MADE AVAILABLE TO THE INVESTORS ON REQUEST.

Regd. Office: 9th Floor, Antriksh Bhavan, 22 Kasturba Gandhi Marg, New Delhi – 110 001
Phone: 011 – 23736857, E-mail: customercare@pnbhousing.com, Website: www.pnbhousing.com
CIN: L65922DL1988PLC033856